








DataSelf

INFORMED DECISIONS

Fast-Tracking your Business Intelligence

**Powerful yet Intuitive
Insight: Out-of-the-Box
Up-and-Running in Minutes**

BEFORE	DataSelf Analytics			AFTER
Limited KPI Visibility	POWER			360-Degree Business View
Conflicting Data	EASE			Single Version of the Truth
Laborious Reports	SPEED			Automated & Streamlined
Slow-Running Reports	 	  	8,000+ KPI Library Design Deployment Execution	Insights in Seconds
Data Silos				Data Consolidation
Limited Drill-Down				Infinite Drill-Down
Hunting for Answers				Natural Language Query
What to Measure?				Largest Analytics Library

Report & Dashboard Templates for ERP, CRM, and other systems

Power: Auto-Configuration

What makes DataSelf different? First – it automates the time-consuming (and technically-challenging) installation and configuration work that adds countless hours (and thousands of dollars) to the traditional BI implementation.

Supporting cloud-based, on-prem, or hybrid environments, DataSelf “does the plumbing” for you, providing the fastest ROI of any analytics solution on the market today.

Power: Data Optimization

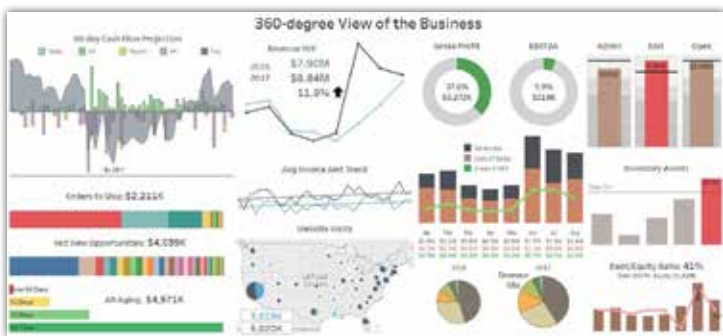
Analytics rely on secure, efficient access to highly optimized data and DataSelf offers the most advanced data extraction, transfer, & load (“ETL”) tool on the market today, with its ETL+™ patented technology.

ETL+ not only simplifies report creation, it ensures the fastest retrieval of analytic data, with the average report running in < one minute.

Ease: Intuitive Business Intelligence

DataSelf lets you choose which of the industry’s leading BI technologies – Tableau or Microsoft Power BI – you wish to use to drive the results from DataSelf Analytics.

Rated as the top two BI engines by industry analysts, DataSelf’s inclusion of these technologies means that you’re not limited by a proprietary solution that may – or may not – be around two, three, or more years in the future.



Ease: Do-It-Yourself Analytics

What happens when you need a new report or dashboard? Do you ask someone down in IT and then wait . . . and wait . . . and wait? That’s not acceptable.

With NLQ – “natural language query” – you can use a Google-search-like tool to request the precise information you need using nothing more than plain English requests. Need to see “this year’s monthly sales by salesperson”? Just ask NLQ, and – instantly – you have the results.

Speed: Insight Out-of-the-Box

Trial balance. Year-over-year sales variances by customer, product, or sales rep. Stock utilization. Cash flow analysis. DataSelf provides the most extensive library of out-of-the-box reports and dashboards – over 8,000 of them.

And, DataSelf lets you easily take a report, copy it, and – in minutes – customize it in any way you want to turn it into the exact analytics needed by your business.

Speed: Running in Under a Day

You don’t have the luxury to wait weeks or months to get an analytics solution into production. With DataSelf’s auto-configuration module (ETL+) and its extensive selection of pre-configured analytics, you’ll be able to start making more informed business decisions in less than 24 hours.

And -- with over 15 years of experience in analytics and business intelligence software, DataSelf’s staff has the expertise to ensure that every implementation of its solution is a successful one.

A 360-Degree View

Do you use a CRM app? An HR solution? Do you have products for quoting, dispatching, or asset management? To make the best business decisions, you need analytics that look across your business and consider factors and activities from all departments – both singly and collectively.

DataSelf gives you that enterprise-level view of your business; one solution for all your analytical needs.

DataSelf Corp.

dataself.com

| +1 (888) 910-9802

| sales@dataself.com